

# Caught You Being Good

Positive Behavior Support Scale "PBS Scale"

Behavior is Learned

Many problems continue because children get attention from them.

Many good things children do disappear because no one notices.

This is a positive behavior scale to help guide the teacher to ensure that each child is positively supported at least twice a day in the classroom environment. The objective is that all students are recognized for following classroom rules.

How it works:

## Focus on the positive

- All students will start their day in the middle on "Keep it going." This can be marked with their name on a clothespin, their name on paper and Velcro, etc.
- The teacher will utilize the clips to track the goal for all students. Remember the goal is at least two positive praises or until the student reaches "Excellent job" on the PBS Scale.
- Each time the teacher catches the students following the rules, for example "I like the way Jenny is being respectful by raising her hand and waiting," the teacher will then move Jenny's clip up to the next level.
- The teacher will continuously monitor the scale to see who she still needs to "catch being good."


## Redirect the Negative

- If a student is having a difficult day, he/she is first given a warning to "Stop and think."
- If the negative behavior continues the student will move down to "Stop. Take a break."
- The teacher will set the timer for five minutes.
- The student will review the classroom procedures in a designated area for at least five minutes.
- After the five minutes are completed the student will return to classroom activity and his clip will move back to stop and think.
- It's back to the teacher's responsibility to catch the student being good at least three additional times.

## Extension

Using a sticker chart

- At the end of the day if the student's clip is on "Excellent job," then that student would receive a sticker for the sticker chart.
- After a predetermined amount of stickers that student would then be able to select a prize out of the prize box.




	<b>Helpful Hints</b>	
--	----------------------	--

- |  |   |  |
|--|---|--|
|  | <ul style="list-style-type: none"><li>- At the start of the day review classroom rules, Be Respectful, Be Responsible, and Be Safe</li><li>- Have a goal to get each child in the class up to "Good Job" by lunchtime.</li><li>- If you have a large class keep girl names on one-side and boy names on the other side.</li><li>- When using the system with a large class, it may be easier to look at the name on the clip and then check to see if that student is on target.</li><li>- If you have more than one student who needs a break at the same time, have an alternate seat and procedure book.</li></ul> |  |
|--|---|--|


# home run



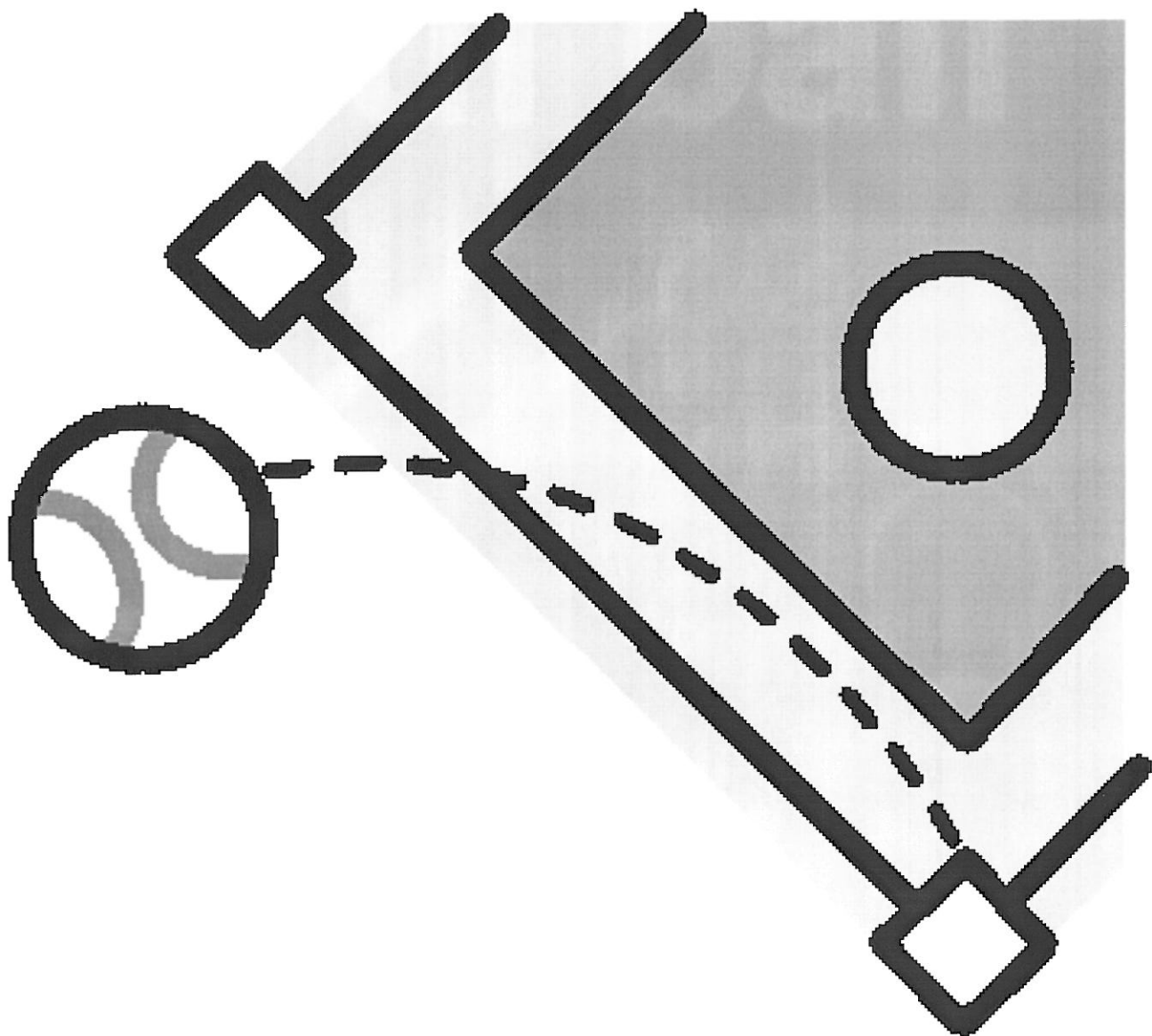
# single



# at bat




# foul ball

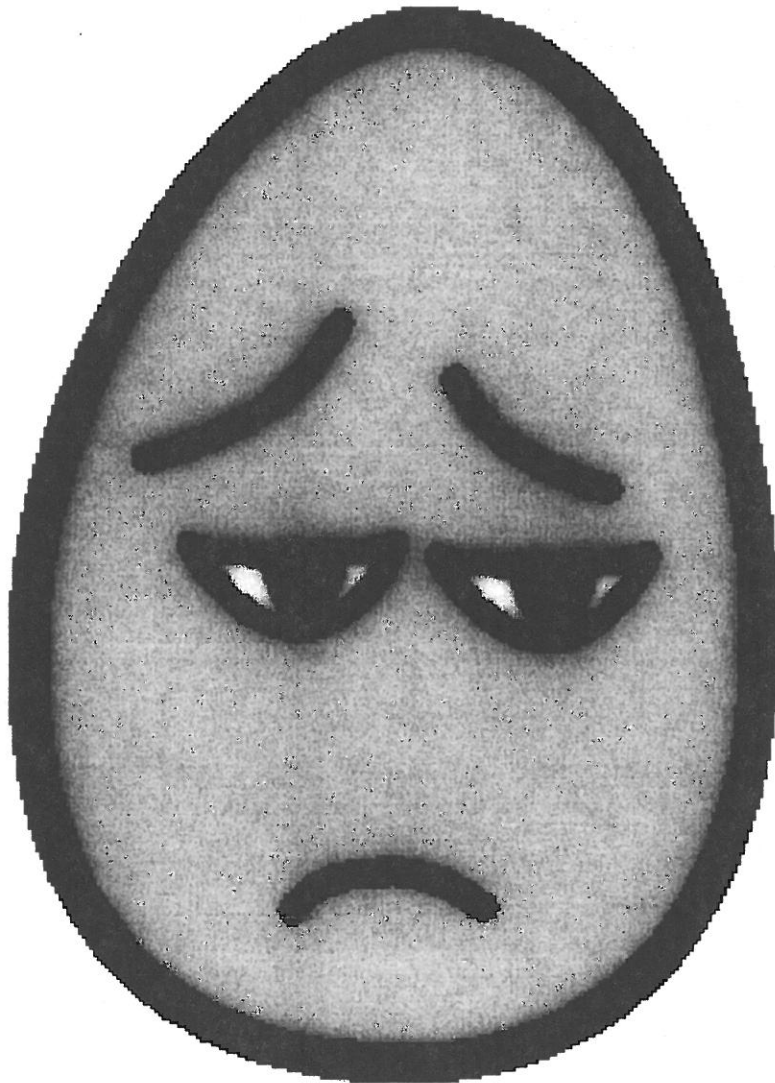


yellow

# strike




# Stop and Think




Border with yellow paper

# Keep it Going




Border with green paper

# Good Job




Border with orange paper

# Excellent Job



Border with blue paper

**STOP.**  
**Take a break.**



Border with red paper